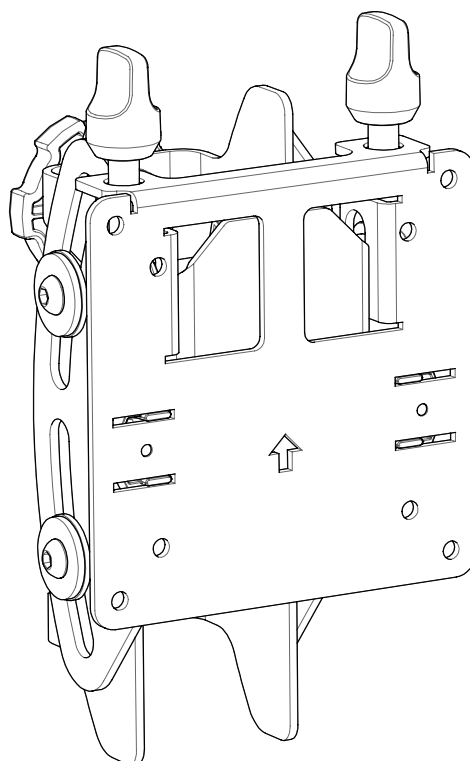


## AWM Tilt Bracket



### FEATURES

- Ideal for large, deep or heavy monitors
- Use with AWM Post
- Fix at any height on post
- Balanced tilt to set optimum display angle
- Micro adjustment allows fine tuning of height while monitor attached
- Micro adjustment allows levelling of monitor horizontal straightness
- Quick connect display attachment
- Toolless adjustment
- Displays can be mounted in landscape or portrait orientation

#### Monitor weight

##### Flat

4.5 - 25kg (10 - 55lb)\*

##### Curved

4.5 - 18kg (10 - 40lb)\*

#### Monitor size

24" - 55"

#### Max. overall monitor depth

300mm (12")

#### Tilt adjustment

+10° / -10°

#### Micro adjustment

##### Fine tune height

+6mm/-6mm (+¼"/-¼")

##### Levelling

+3° / -3°

#### VESA mounting

75x75, 100x100

#### Primary material

Steel

\*Monitor weight should be within the weight range of all modular elements that make up the complete monitor mounting solution.

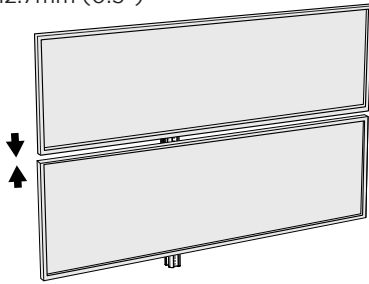
\* Offset VESA locations exert additional leverage that can exceed the capacity of the mount even though the monitor weight may be within the stated range. Please contact Atdec if you would like further information.

### WARRANTY

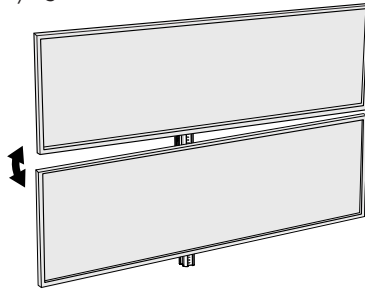
10 years limited

## MOVEMENT

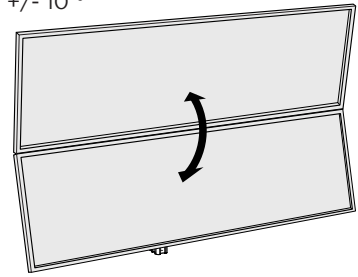
Micro adjustment - Fine tune height  
12.7mm (0.5")



Micro adjustment - Levelling  
 $\pm 3^\circ$

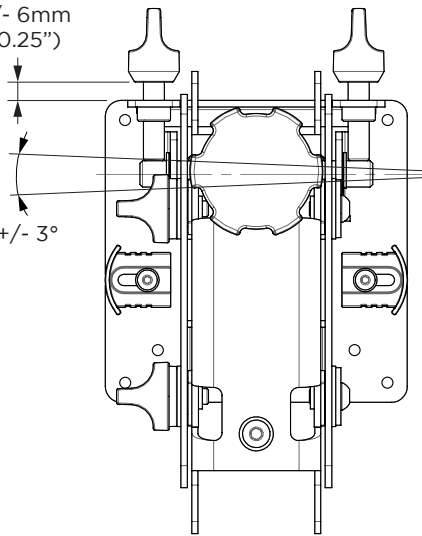


Tilt angle  
 $\pm 10^\circ$



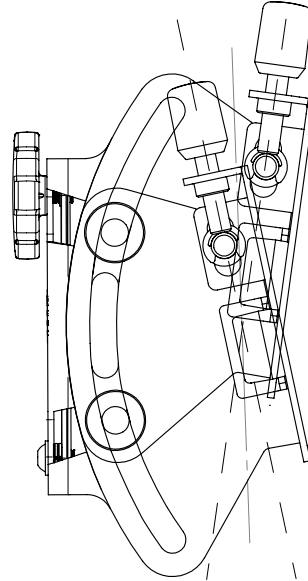
Fine tune height  
 $\pm 6\text{mm}$   
(0.25")

Levelling  
 $\pm 3^\circ$



BACK VIEW

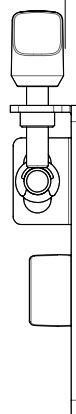
Tilt angle  $\pm 10^\circ$



SIDE VIEW

## VESA BRACKET DIMENSIONS

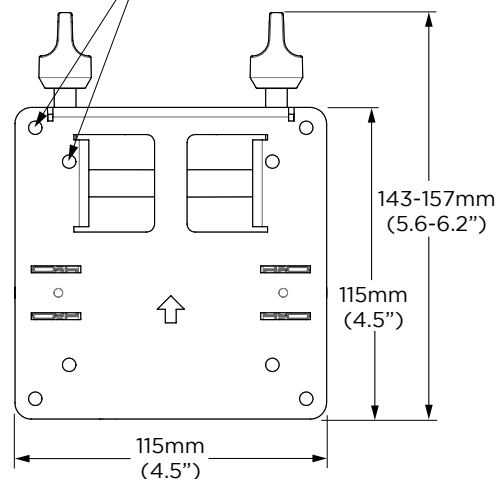
5mm\*  
(0.25")



\* Supplied 10mm spacers may be required for recessed monitor surfaces

SIDE VIEW

75x75 and 100x100  
VESA mounting holes



FRONT VIEW

## DIMENSIONS

