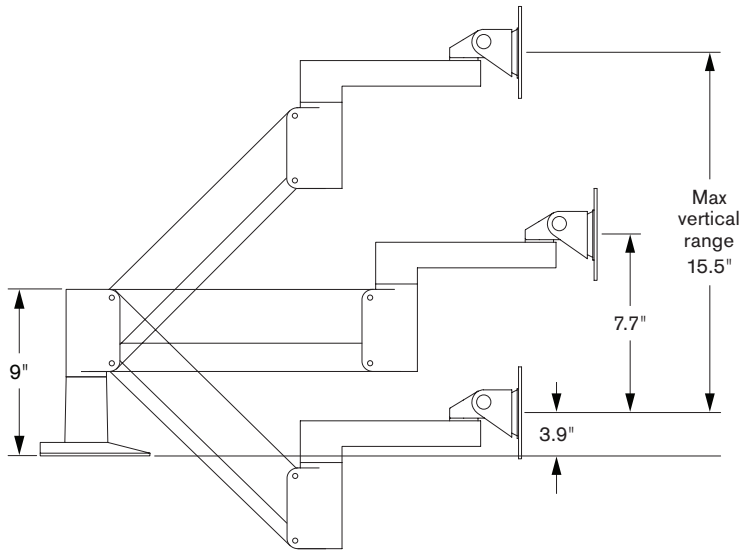
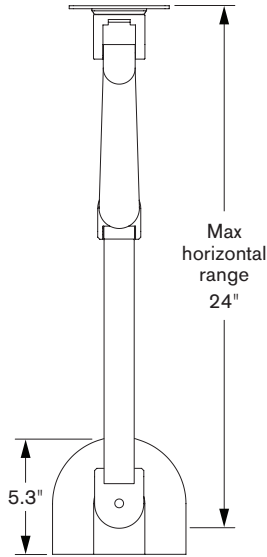


# Model 9105

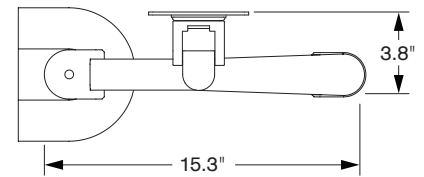
## Specifications



**SIDE VIEW**  
Vertical Range



**TOP VIEW**  
Horizontal Range

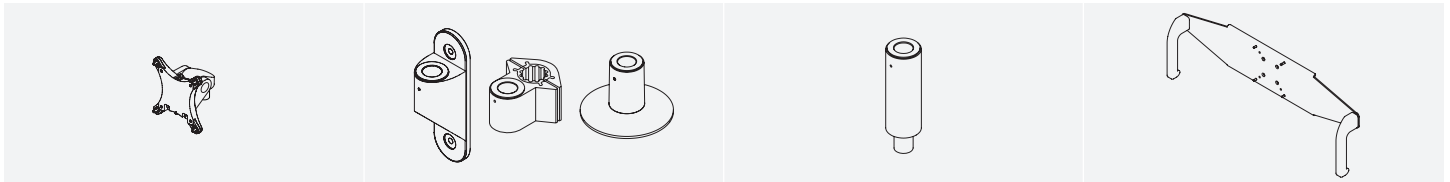


**TOP VIEW**  
Arm Folded

### CAPABILITIES

- Vertical range** ..... 15.5"
- Horizontal range** ..... 24"
- Rotation** ..... 360 degrees at three joints
- Monitor tilt** ..... 200 degrees
- Monitor pivot** ..... Landscape to portrait
- Monitor compatibility** ..... VESA® 75mm and 100mm
- Cable management** ..... Cables are clipped beneath arm
- Mounting options** ..... FLEXmount™, Wall, Pole, Thru-Desk
- Monitor weight/model number** ..... 7 - 26 lbs / 9105-500  
13.2 - 32.6 lbs / 9105-800  
21.8 - 37.7 lbs / 9105-1000  
35.5 - 54 lbs / 9105-1500

### OPTIONAL ACCESSORIES




**QUICK RELEASE ADAPTERS**  
Allows for quick attach and release of monitor.

**MOUNTS**  
Wall (8325), pole (8210) and thru-desk (8312).

**EXTENDER TUBE**  
Raise the height of your arm.  
6" (8171-75-6) extension available.

**HANDLE SET**  
Provides convenient handles to reposition monitor (8409).



Phone: 800.524.2744 | Fax: 610.253.9521 | E-mail: sales@LCDarms.com | Web: www.LCDarms.com