

MODEL 9183

Installation Instructions

1

* Hardware not included. < 2-3/8" (optional)

2

3

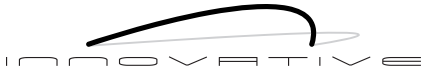
* Some monitors may require a spacer hardware kit. See page 2 for details.

4

5

6

or



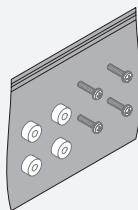
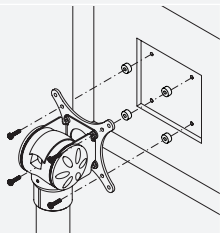
MODEL 9183

Parts List

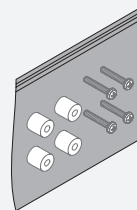
ITEM	DESCRIPTION / PART NO.	QUANTITY
A	75/100mm VESA® Adapter Plate 105587	1
B	10-32 x 3/8" Phillips Flat Head Screw 702281	1 (4-pack)
C	M4 x 12mm Phillips Pan Head Screw 702096	1 (4-pack)

ITEM	DESCRIPTION / PART NO.	QUANTITY
D	Tilter Cable Cover 105134	1
E	Base Cable Cover 105134	1

OPTIONAL SPACER KITS In some cases, the mounting surface on your monitor may be recessed further than permitted by VESA® standards. As a result, a spacer kit may be required.



.25" Spacer Hardware Kit
 (4) .25" Spacers
 (4) M4 x 18mm Phillips Pan Head Screws
 Order # P404923-B



.5" Spacer Hardware Kit
 (4) .5" Spacers
 (4) M4 x 25mm Phillips Pan Head Screws
 Order # P404923-C